




M/ET-PD-EN2023V3.1
info@elite-solar.com



ET-M772BHTW/TB
535W-555W

PERC BIFACIAL MODULE



High Power Generation
Bifacial technology enables additional energy harvesting from rear side (up to 25%)



High Efficiency
Higher module conversion efficiency benefit from half-cut cell structure (low resistance characteristic, less mismatch loss).



Severe Weather Resilience
Certified to withstand: wind load (2400 Pascal) and snow load (5400 Pascal).



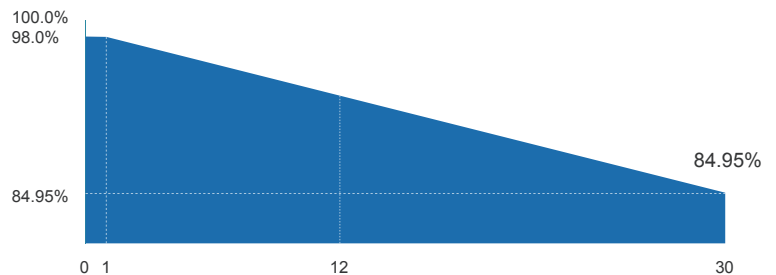
PID Resistance
Excellent Anti-PID performance guarantee limited power degradation for mass production.



Durability Against Extreme Environmental Conditions
High salt mist and ammonia resistance.

WARRANTY

■ Elite Solar Mono Module Linear Performance Warranty



1st year ≤ 2%, 2nd~30th years ≤ 0.45% / year



Guarantee on product material and workmanship



Linear power output warranty

IEC61215
IEC61730
UL61215
UL61730



ELECTRICAL SPECIFICATIONS

Module Type	ET-M772BH535TW/TB		ET-M772BH540TW/TB		ET-M772BH545TW/TB		ET-M772BH550TW/TB		ET-M772BH555TW/TB	
	STC	NOCT	STC	NOCT	STC	NOCT	STC	NOCT	STC	NOCT
Maximum Power -P _{mp} (W)	535	401	540	405	545	409	550	413	555	417
Open Circuit Voltage -V _{oc} (V)	49.45	46.24	49.60	46.28	49.75	46.32	49.90	46.36	50.05	46.40
Short Circuit Current -I _{sc} (A)	13.79	11.38	13.86	11.46	13.93	11.54	14.00	11.62	14.07	11.70
Maximum Power Voltage -V _{mp} (V)	41.47	37.24	41.64	37.30	41.80	37.36	41.96	37.42	42.11	37.48
Maximum Power Current -I _{mp} (A)	12.91	10.77	12.97	10.86	13.04	10.94	13.11	11.03	13.18	11.12
Module Efficiency STC-η _m (%)	20.7%		20.9%		21.1%		21.3%		21.5%	
Power Tolerance (W)	0~+3%									
Pmax Temperature Coefficient	-0.339%/°C									
Voc Temperature Coefficient	-0.251%/°C									
Isc Temperature Coefficient	+0.046%/°C									
Fire Performance	Class C(IEC)/Type 1(UL)									

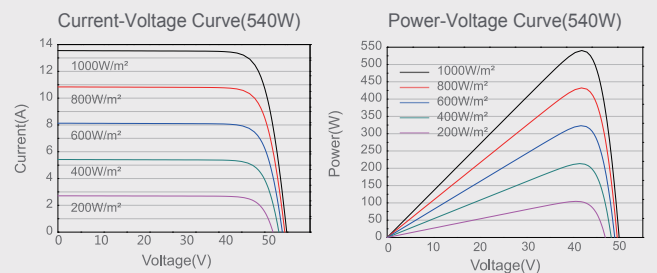
REAR SIDE POWER GAIN (ET-M772BH545TW)

Power Gain	10%	15%	20%	25%
Maximum Power -P _{mp} (W)	600	627	654	681
Open Circuit Voltage -V _{oc} (V)	49.75	49.75	49.75	49.75
Short Circuit Current -I _{sc} (A)	15.15	15.85	16.54	17.22
Maximum Power Voltage -V _{mp} (V)	41.81	41.80	41.80	41.80
Maximum Power Current -I _{mp} (A)	14.34	14.99	15.65	16.30

MECHANICAL SPECIFICATIONS

External Dimension	2279 x 1134 x 33mm
Weight	27.5kg
Solar Cells	PERC Mono crystalline 182 x 91mm (144pcs)
Front Glass	3.2mm AR coating tempered glass
Frame	Anodized aluminium alloy
Junction Box	IP68, 3 diodes
Cable Length (Including Connector)	4.0 mm²(12AWG), Portrait:200mm(+)/400mm(-);Or customized
Connector	MC4 Compatible
Power Bifaciality*	70%±10%

CURVE



APPLICATION CONDITIONS

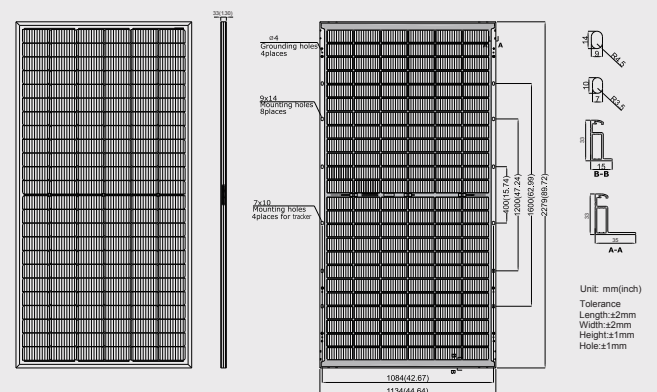
Maximum System Voltage	1500VDC
Maximum Series Fuse Rating	30A
Operating Temperature	-40~+85 °C
Nominal Operating Cell Temperature	45±2 °C
Mechanical Load	5400Pa/2400Pa

PACKING MANNER

Container	40'HQ
Pieces per Pallet	33
Size of packing (mm)	2300*1130*1264
Weight of packing (kg)	949.5
Pieces per Container	660

PHYSICAL CHARACTERISTICS

Unit:mm



* The above drawing is a graphical representation of the product.
For engineering quality drawings please contact EliteTe Solar.

Note: The specifications are obtained under the Standard Test Conditions (STCs): 1000 W/m² solar irradiance, 1.5 Air Mass, and cell temperature of 25°C. The NOCT is obtained under the Test Conditions: 800 W/m², 20°C ambient temperature, 1m/s wind speed, AM 1.5 spectrum. Please contact info@elite-solar.com for technical support. The actual transactions will be subject to the contracts. This parameter is for reference only and it is not a part of the contracts. The specifications are subject to change without prior notice.